

# THE SAT VS THE ACT

- Fewer Geometry Questions
- More Time per Question
- No-calculator Math Section

## KEY Differences

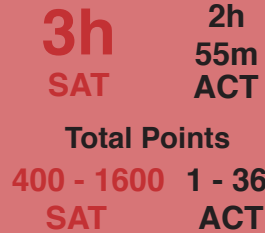
- Lots of Geometry
- Faster Paced
- Tough Science Section

## TIMING & SCORING

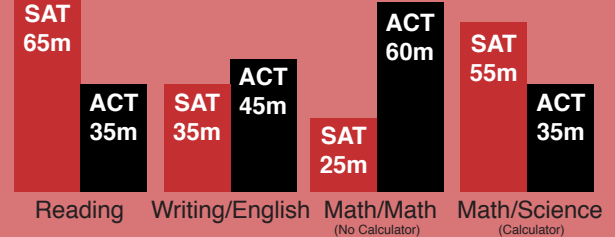
### Time Per Question



### Overall Time




### Time Per Section

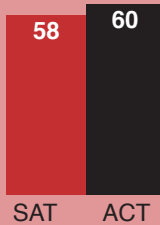


## MATH


### Total Time



### Number of Questions



### Time Per Question



### Number of Sections

**2** SAT  
**1** ACT

### Formulas

The **SAT** provides a reference table of common formulas.

The **ACT does not provide** formulas for reference.


### Calculator

The **SAT** has **one NO CALCULATOR** section and one calculator section.

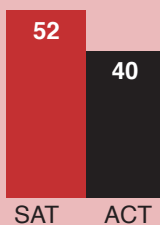
The **ACT** allows calculators for all Math sections.

## READING


### Total Time



### Number of Questions



### Time Per Question



### Number of Passages

**5** SAT  
**4** ACT

### Do the Reading Sections Have Graphs and Charts?

**SAT YES**

relating to two passages

**ACT NO**

only on the Science section

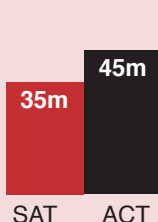
### Topics Covered

- Literature
- Science (2)
- History/Soc. Studies (2)

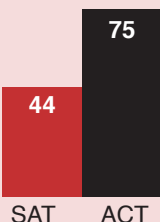
- Prose/fiction
- Humanities
- Social Science
- Natural Science

## WRITING/ENGLISH


### Total Time



### Number of Questions



### Time Per Question

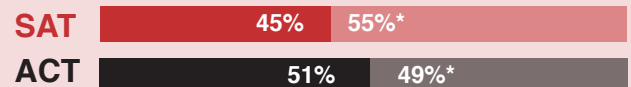


### Average grade level\*

**13** SAT  
**10** ACT

\*Flesch-Kincaid readability assessment

### Grammar VS. Rhetorical Skills



\*The difference between the 49% Rhetorical Skills on the ACT and 55% on the SAT feels even greater in practice, as the questions on the SAT require a fuller understanding of the passage.

### Average Words Per Sentence

**SAT 22**      **ACT 18**

Headquarters	408-330-9300	Cupertino	408-253-8300	San Francisco	415-668-6686
Fremont	510-623-0800	Millbrae	650-239-5460	Almaden	408-724-4450
Los Altos	650-288-3710	San Ramon	925-309-2970	New York	718-717-8651
Pleasanton	925-398-0757	Evergreen	408-724-4240		